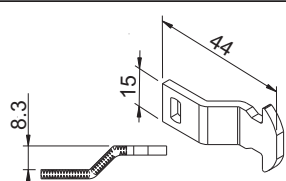
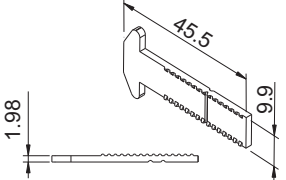
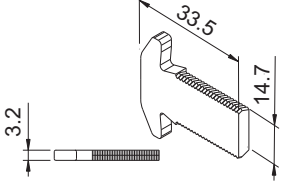
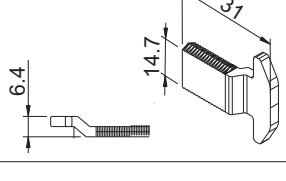
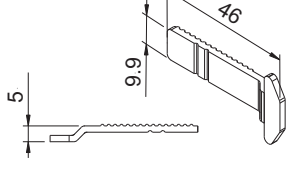
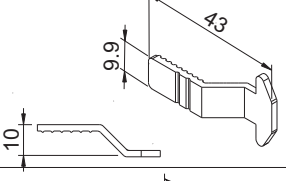
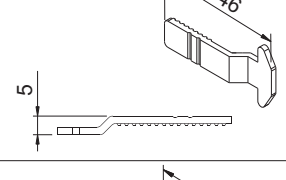
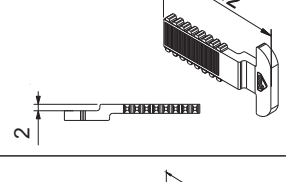
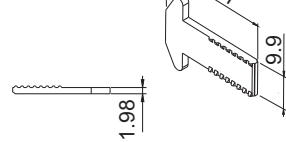


Fechos concha (FEC) x Código das lingüetas

Desenho	Código	Fechos e linhas onde são aplicados
	LIN01006 (Alumínio)	<ul style="list-style-type: none"> * FEC42/43/44/45 (Linha 42) * FEC42S/FEC43S/FEC44S/FEC45S (Linha 42) * FEC95/96 (Imperial 3.5) * FEC42S/FEC44S (Imperial 3.5)
	LIN02042 (Inox)	<p>FEC46/47 (20/25/30, Suprema, MP, ME, Hydro Official) FEC16/19/37/38 + *FEC16S/19S/37S/38S (20/25/30, D'oro, Gold, Hydro Official, MP, ME, Suprema, Madeira) * FEC93/94/125/126 (Imperial Line 2.5, Ecoline 2.5) * FEC16S/FEC19S/FEC37S/FEC38S (Imperial 2.5, Ecoline 2.5)</p>
	LIN03032 (Zamak)	<p>FEC42/43/44/45/ (25/30/Gold, D'oro, ME, Hydro Official, PVC, Suprema, Luna) * FEC95/96/127/128 (Imperial 2.5, Ecoline 2.5) * FEC42S/FEC43S/FEC44S/FEC45S (25/30, Gold, D'oro, ME, Hydro Official, Suprema, Ecoline 2.5, Imperial 2.5)</p>
	LIN04042 (Zamak)	<p>FEC77/78/107/108 (Master, Aluk, SP-20) * FEC42S/FEC43S/FEC44S/FEC45S (Master, Aluk, SP-20, Inova, Chroma, Unnion) * FEC95/FEC96/FEC127/FEC128 (Inova, Chroma, Unnion)</p>
	LIN05042 (Inox)	<p>FEC71/72 (Master, Aluk, Luna, SP-20) FEC72 (Smart 2.0) FEC73/74/76/79 (Master, Aluk, Luna, SP-20) * FEC16S/FEC19S/FEC37S/FEC38S (Master, Aluk, Luna, SP-20, Inova, Smart 2.0, Unnion) * FEC93/94/125/126 (Inova, Smart 2.0, Unnion)</p>
	LIN06042 (Inox)	<ul style="list-style-type: none"> * FEC93/FEC94 (Imperial 3.5) * FEC16S/FEC19S (Imperial 3.5)
	LIN07042 (Inox)	<ul style="list-style-type: none"> * FEC93/FEC94/FEC125/FEC126 (Chroma) * FEC16S/FEC19S/FEC37S/FEC38S (Chroma)
	LIN15042 (Zamac)	<ul style="list-style-type: none"> * FEC121/FEC122 (30, 42, Aluk, Doro, Gold, Imperial 3.5, Mega 3.2)
	LIN21042 (Inox)	<ul style="list-style-type: none"> * FEC16/37 (lbrap)

* Lingueta vendida separadamente